



TAKE CARE OF YOUR POOL WITH US

WWW.STAPAR.PL

HOW TO SOLVE PROBLEMS?



CLOUDY WATER, MILKY IN COLOUR?


Cause:

Too many organic impurities and too little disinfectant in the pool water.

Solution:

1. Mechanically brush the floor and walls. Then vacuum up the sediment with a pool Hoover.
2. Use a backwash or clean the filter. After cleaning, reinstall the filter in the pump.
3. Stabilise the water pH to 7.0-7.6 with **STAPAR PH-**, **STAPAR PH+**.
4. Apply shock treatment using **STAPAR CHLORINE IN GRANULES**. Apply as instructed.
5. Replace filter material if necessary. Recommended **STAPAR SAND FOR SAND FILTERS**.

Problem solving products:



THE WATER IS GREEN AND THE WALLS AND BOTTOM OF THE POOL ARE SLIPPERY?

Cause:

Algae growth in the pool.

Solution:

1. Mechanically brush the floor and walls. Then vacuum up the sediment with a pool Hoover.
2. Use a backwash or clean the filter. After cleaning, reinstall the filter in the pump.
3. Stabilise the water pH to 7.0-7.6 with **STAPAR PH-**, **STAPAR PH+**.
4. Apply shock treatment using **STAPAR CHLORINE IN GRANULES**. Apply as instructed.
5. To get rid of algae, carry out a treatment using **STAPAR STOP ALGAE**.
6. Switch on the water circulation system. Let the pump run continuously for at least 24 hours until clear, clean water is obtained.

Problem solving products:





CLOUDY BROWN WATER?

Cause:

Too much iron in the water.

Solution:

1. Mechanically brush the floor and walls. Then vacuum up the sediment with a pool Hoover.
2. Use a backwash or clean the filter. After cleaning, reinstall the filter in the pump.
3. Stabilise the water pH to 7.0-7.6 with **STAPAR PH-**, **STAPAR PH+**.
4. Switch on the circulation pump.
5. Apply shock treatment using **STAPAR CHLORINE IN GRANULES**. Apply as instructed.
6. At the same time, apply **STAPAR COAGULANT** according to the instructions on the package to clarify the water.
7. Switch on the water circulation system. Let the pump run continuously for at least 24 hours until clear, clean water is obtained.

Problem solving products:



DIRTY WATER, BLACK?

Cause:


Too much copper in the pool water.

Solution:

1. Mechanically brush the floor and walls. Then vacuum up the sediment with a pool Hoover.
2. Use a backwash or clean the filter. After cleaning, reinstall the filter in the pump.
3. Stabilise the water pH to 7.0-7.6 with **STAPAR PH-**, **STAPAR PH+**.
4. Switch on the circulation pump.
5. Apply shock treatment using **STAPAR CHLORINE IN GRANULES**. Apply as instructed.
6. At the same time, apply **STAPAR COAGULANT** according to the instructions on the package to clarify the water.
7. Switch on the water circulation system. Let the pump run continuously for at least 24 hours until clear, clean water is obtained.

Problem solving products:





TURQUOISE GREEN WATER, FLOATING GREEN HAIRS?

Cause:

Too much copper in the pool water.

Solution:

1. Mechanically brush the floor and walls. Then vacuum up the sediment with a pool Hoover.
2. Use a backwash or clean the filter. After cleaning, reinstall the filter in the pump.
3. Stabilise the water pH to 7.0-7.6 with **STAPAR PH-**, **STAPAR PH+**.
4. Switch on the circulation pump.
5. Apply shock treatment using **STAPAR CHLORINE IN GRANULES**. Apply as instructed.
6. At the same time, apply **STAPAR COAGULANT** according to the instructions on the package to clarify the water.
7. Switch on the water circulation system. Let the pump run continuously for at least 24 hours until clear, clean water is obtained.

Problem solving products:



DOES YOUR POOL WATER GIVE OFF AN UNPLEASANT CHLORINE SMELL?

Cause:

Too little active chlorine.

Solution:

1. Stabilise the water pH to 7.0-7.6 with **STAPAR PH-**, **STAPAR PH+**.
2. Switch on the circulation pump.
3. Apply shock treatment using **STAPAR CHLORINE IN GRANULES**. Apply as instructed.
4. Switch on the water circulation system. Let the pump run continuously for at least 24 hours until clear, clean water is obtained.
5. Ensure continuous disinfection of the water using a slow dissolving chlorine product such as **STAPAR CHLORINE TABLETS**, **STAPAR BLUE CHLORINE TABLETS**, **STAPAR CHLORINE MULTITABLETS**.

Problem solving products:





DO YOU EXPERIENCE EYE AND NOSE IRRITATION WHILE BATHING?


Cause:

Inappropriate pH levels in the pool water.

Solution:

1. Stabilise the water pH to 7.0-7.6 with **STAPAR PH-**, **STAPAR PH+**.
2. Switch on the water circuit. Allow the pump to run continuously for several hours.
3. Check the active chlorine content of the pool water.

Problem solving products:



GREEN LADDER CORNERS?

Cause:

Localised algae growth in the pool.

Solution:

1. Mechanically brush the area where the green growth occurs.
2. Use a backwash or clean the filter. After cleaning, reinstall the filter in the pump.
3. Stabilise the water pH to 7.0-7.6 with **STAPAR PH-**, **STAPAR PH+**.
4. Apply shock treatment using **STAPAR CHLORINE IN GRANULES**. Apply as instructed.
5. To get rid of the algae, carry out a treatment using **STAPAR STOP ALGAE**.

Problem solving products:





OILY RESIDUE ON THE EDGES OF THE POOL AT THE WATER LINE?

Cause:

This is a layer of grease from tanning oils.

Solution:

1. Apply **STAPAR GREASE REMOVER**.
2. Remove the residue with a sponge soaked in the product.
3. Switch on the water circuit. Allow the pump to run continuously for several hours.

**Problem
solving
products:**



VISIBLE CORROSION OF METAL PARTS E.G. LADDER?

Cause:

Too low pH level of the pool water.

Solution:

1. Stabilise the water pH to 7.0-7.6 with **STAPAR PH-**, **STAPAR PH+**.
2. Switch on the water circuit. Allow the pump to run continuously for several hours.

**Problem
solving
products:**





STAPAR SP. Z O.O.

WENECJA 62, 88-400 ŻNIN

TEL.: +48(52)5610482

FAX: +48(52)5524506

MOBILE: +48 728540958

E-MAIL: BIURO@STAPAR.PL

WWW.STAPAR.PL

